

8-Port Gigabit PoE+ 2 Port Gigabit RJ45 unmanaged Ethernet Switch

8-Port Gigabit PoE+ 1-Port Gigabit RJ45 1-Port Gigabit SFP unmanaged Ethernet Switch

Quick Installation Guide

Packing List

Please check the following items after unpacking, if any missing, please contact your local dealer.

Items	Quantity
Switch	1 pc
Power Adapter	1 pc
Mounting Accessory	1 set
Quick Installation Guide	1 pc

Product Overview

This series contains the following types:

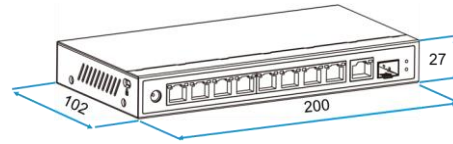
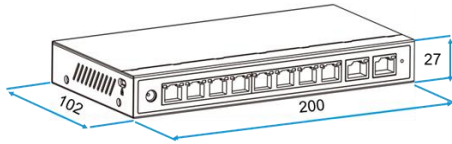
- 8-Port Gigabit PoE+ 2 Port Gigabit RJ45 unmanaged Ethernet Switch
- 8-Port Gigabit PoE+ 1-Port Gigabit RJ45 1-Port Gigabit SFP unmanaged Ethernet Switch

8-Port Gigabit PoE+ 2 Port Gigabit RJ45 unmanaged Ethernet Switch provides 8*10/100/1000Mbps RJ-45 Ethernet ports, 2*10/100/1000Mbps RJ-45 uplink Ethernet ports. 8-Port Gigabit PoE+ 1-Port Gigabit RJ45 1-Port Gigabit SFP unmanaged Ethernet Switch provides 8*10/100/1000Mbps RJ-45 Ethernet ports, 1*10/100/1000Mbps RJ-45 and 1*1000Mbps SFP uplink Ethernet ports. All downlink RJ-45 ports support Power-over-Ethernet (PoE), and deliver up to 45W power per port. It meets IEEE 802.3af/at standard.

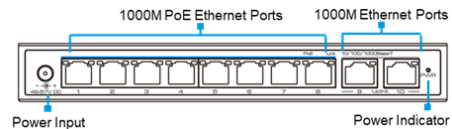
The switch supports 2 working modes through DIP switch: Default and VLAN. It can be widely used in video security monitoring systems, network projects, etc.

Appearance and Dimensions

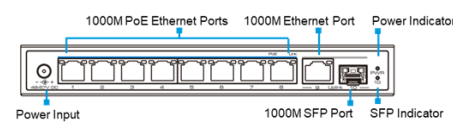
8-Port Gigabit PoE+ 2 Port Gigabit RJ45 unmanaged Ethernet Switch	8-Port Gigabit PoE+ 1-Port Gigabit RJ45 1-Port Gigabit SFP unmanaged Ethernet Switch
Dimensions (mm)	Dimensions (mm)



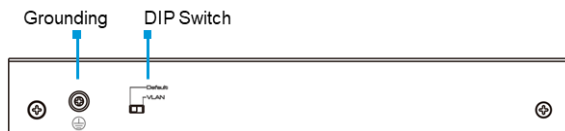
Front Panel



Front Panel



Rear Panel



Indicator

Quick Installation Guide

Indicator	Color	Status	Description	
PWR	Power indicator	Red	Solid On	Power supply is on.
			Off	Power supply is off.
PoE	PoE indicator	Orange	Solid On	The port is supplying PoE properly.
			Off	The port stops supplying PoE.
Link	Port indicator	Green	Solid On	SFP port is linking normally.
			Blink	SFP port is transmitting or receiving data.
			Off	SFP port is linking down.

DIP Switch

- Default: All ports are free to communicate, transmission distance: 0~100m.
- VLAN mode: Downlink ports are isolated from each other, but can communicate with uplink ports.

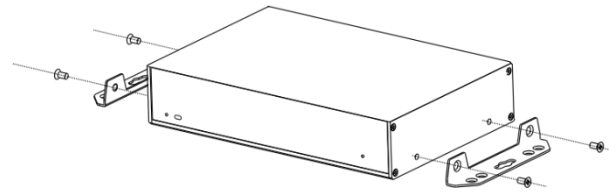
Caution

- Power on the system only after confirming that the wiring is correct, to avoid damage to the equipment. It is recommended to use the power adapter and power cable in the package to connect the power supply.
- For better transmission performance, it is recommended to use Cat5 or better Ethernet cable to connect the switch and powered devices.
- For better protection performance, it is recommended to always make the ground connection first and disconnect it at the end when operating the device.
- Before operating or maintaining the switch, please read the user manual carefully to avoid equipment damage caused by misoperation.

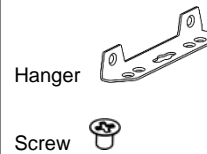
Product Installation

- 1) Before installation, power off the equipment. Installation when device is powered on is prohibited.
- 2) The switch supports desktop and wall-mounted installations. Users can place it on a clean, stable, grounded workbench, or install it on the vertical, stable wall. The wall mounted steps are shown in the following table:

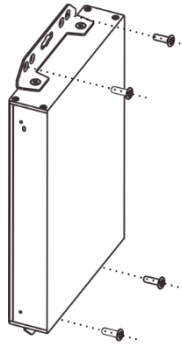
Step a: Fix the two hangers to the switch.



Accessories



Step b: Drill 4 holes on the wall and fix the switch with screws.



- 3) After the above steps are completed, connect the switch and other equipment using Cat5 or better Ethernet cable.
- 4) Check the installation and the wiring, after confirming that the connection is correct and reliable, power on the switch.

The installation is completed.

Specifications

Item	8-Port Gigabit PoE+ 2 Port Gigabit RJ45 unmanaged Ethernet Switch	8-Port Gigabit PoE+ 1-Port Gigabit RJ45 1-Port Gigabit SFP unmanaged Ethernet Switch
Hardware Specifications		
Downlink Ports	8*10/100/1000BASE-T PoE+ RJ-45(Auto-MDI/MDI-X)	
Uplink Ports	2*10/100/1000BASE-T RJ-45(Auto-MDI/MDI-X)	1*10/100/1000BASE-T RJ-45(Auto-MDI/MDI-X) 1*1000BASE-X SFP
LED Indicators	1*PWR, power indicator 10*Link, port indicators 8*PoE, PoE indicators	
DIP Switch	Default: all ports are free to communicate, transmission distance: 0~100m. VLAN: downlink ports are isolated from each other, but can communicate with uplink ports.	
Input Voltage	48~57V DC	
Power Consumption	≤125W (Full load including PoE)	
Dimensions (W*D*H)	200*102*27mm	
Net Weight	0.5kg	
Installation	Desktop/Wall mounted	
Material	Metal shell	
Color	Black	
Switch Property		
Standards	IEEE 802.3, IEEE 802.3u, IEEE 802.3ab, IEEE 802.3z, IEEE 802.3x	
Forwarding Modes	Store and Forward	
MAC Table	4k, support auto learning	
Switching Capacity	20Gbps/non-blocking	
Packet Forwarding Rate	14.88Mpps	
Buffer	1M	
Power Supply		
PoE Standard	IEEE 802.3af/at	
PoE Power Supply Type	End-span	
PoE Pin Assignment	1/2 (+),3/6(-)	
PoE Budget	45W max for each port, 120W max for whole switch	
Reliability		
ESD	IEC61000-4-2, Level 3: Contact Discharge: ±6kV, Air Discharge: ±8kV	
Surge	IEC61000-4-5, line to earth: 6kV	
Operating	-10°C~45°C, 5%~95% (Non-condensation)	
Storage	-40°C~85°C, 5%~95% (Non-condensation)	

Version: V1.0, updated 2023-08-02.

The information in this document is subject to change without notice.

Every effort has been made in the preparation of this document to ensure accuracy of the contents, but all statements, information, and recommendations in this document do not constitute a warranty of any kind, express or implied.