



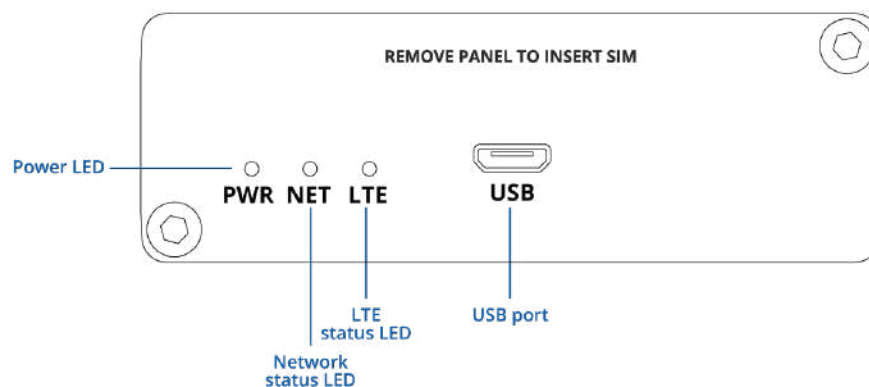
TRM240

v1.0

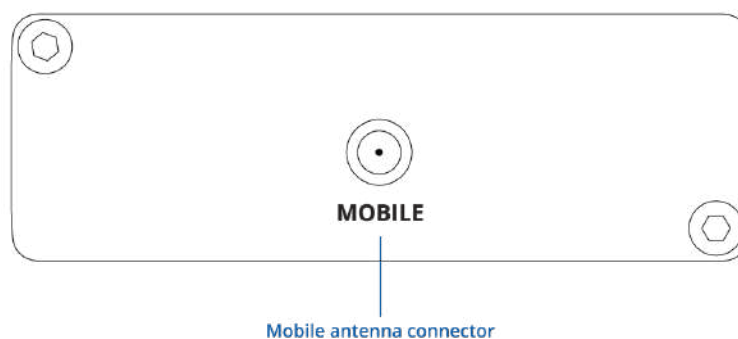


HARDWARE

FRONT VIEW



BACK VIEW



FEATURES

Mobile

Mobile module	4G LTE Cat 1 up to 10 DL/5 UL Mbps; 3G up to 384 DL/384 UL kbps; 2G up to 296 DL/236.8 UL kbps
3GPP Release	Release 12

Power

Connector	microUSB
Input voltage range	5V - powered via microUSB
Power consumption	3.2 W Max

Physical Interfaces

Status LEDs	1 x Power LED, 1 x Network LED, 1 x Mobile LED
SIM	1 x SIM slot (Mini SIM – 2FF), 1.8 V/3 V
Power	1x microUSB
Antennas	1 x SMA for LTE

Physical Specification

Casing material	Aluminium housing
Dimensions (W x H x D)	74.5 x 25 x 64.5 mm
Weight	131 g
Mounting options	DIN rail, wall mount, flat surface (all require additional kit)

Operating Environment

Operating temperature	-40 °C to 75 °C
Operating humidity	10% to 90% non-condensing
Ingress Protection Rating	IP30

TRM SOFTWARE

Management Software	Windows Connection Manager (NDIS driver)
USB Driver	Windows 7/8/8.1/10, Windows CE 5.0/6.0, Linux 2.6/3.x/4.1~4.14, Android 4.x/5.x/6.x/7.x/8.x
RIL Driver	Android 4.x/5.x/6.x/7.x/8.x
NDIS Driver	Windows 7/8/8.1/10
Gobinet Driver	Linux 2.6/3.x/4.1~4.14
Linux Driver	3.x (3.4 and later)/4.1~4.14

Regulatory & Type Approvals

Regulatory	CE, UKCA, EAC, UCRF, Kenya, ICASA
-------------------	-----------------------------------

EMC Emissions & Immunity

Standards	Draft EN 303 446-1 V1.1.0
ESD	EN 61000-4-2:2009
Radiated Immunity	EN IEC 61000-4-3:2006 + A1:2008 + A2:2010

RF

Standards	EN 301 511 V12.5.1 EN 301 908-1 V13.1.1 EN 301 908-2 V13.1.1 EN 301 908-13 V13.1.1
------------------	---

Safety

Standards	CE: EN 62368-1:2014 + A11:2017, EN 62311:2008
------------------	--

ORDERING

STANDARD PACKAGE*



TRM240



1 X MOBILE SMA ANTENNA



MICRO-USB CABLE (0.8M)



1 X HEX KEY



QSG (QUICK START GUIDE)

- TRM240
- [1x Mobile antenna \(swivel, SMA male\)](#)
- [Micro-USB cable \(0.8 m\)](#)
- 1x hex key
- QSG (Quick Start Guide)
- Packaging box

*Standard package contents may differ based on standard order codes.

For more information on all available packaging options – please [contact us](#) directly.

CLASSIFICATION CODES

HS Code: 851762

HTS: 8517.62.00

AVAILABLE VERSIONS

TRM240 0**** EMEA ¹ , Korea, Thailand	4G (LTE-FDD): B1, B3, B7, B8, B20, B28A 3G: B1, B8 2G: B3, B8	TRM240000000 / Standard package TRM240000100 / Mass packing code
TRM240 1**** Latin America, Australia, New Zealand, Taiwan	4G (LTE-FDD): B1, B2, B3, B4, B5, B7, B8, B28 4G (LTE-TDD): B40 3G: B1, B2, B5, B8 2G: B2, B3, B5, B8	TRM240100000 / Standard package TRM240100100 / Mass packing code

The price and lead-times for region (operator) specific versions may vary. For more information please [contact us](#).

1 - Regional availability - excluding Russia, Belarus & Iran

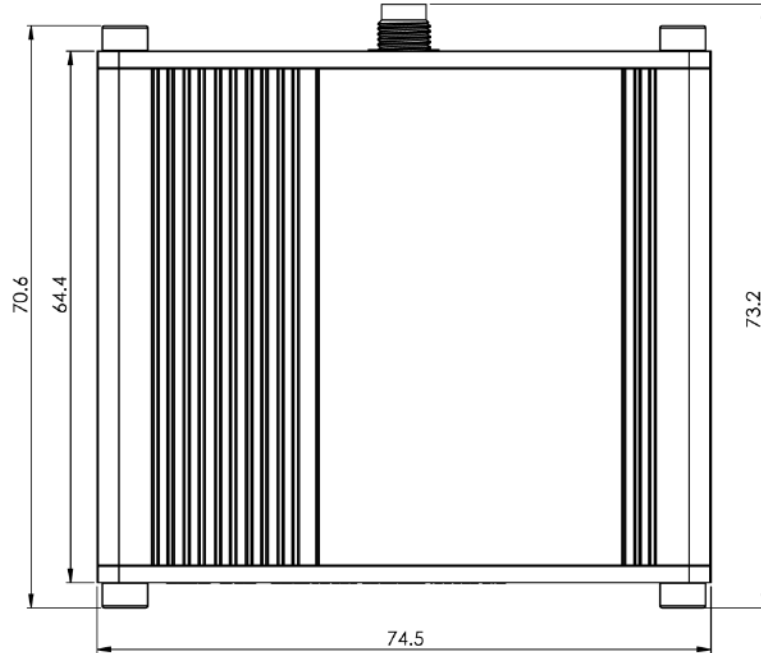
TRM240 SPATIAL MEASUREMENTS
PHYSICAL SPECIFICATION

Device housing*:	74.5 x 25 x 64.5 mm
Box:	173 x 71 x 148 mm


*Housing measurements are presented without antenna connectors and screws; for measurements of other device elements look to the sections below.

TOP VIEW

The figure below depicts the measurements of device and its components as seen from the top:

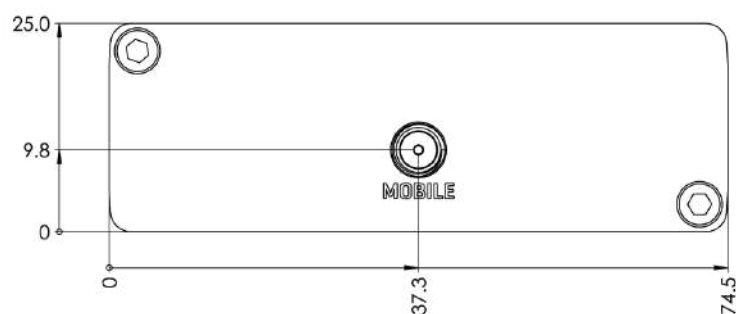

RIGHT VIEW

The figure below depicts the measurements of device and its components as seen from the right:



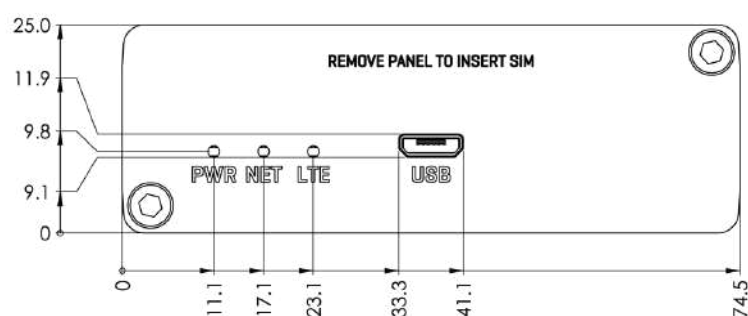
REAR VIEW

The figure below depicts the measurements of device and its components as seen from the back panel side:



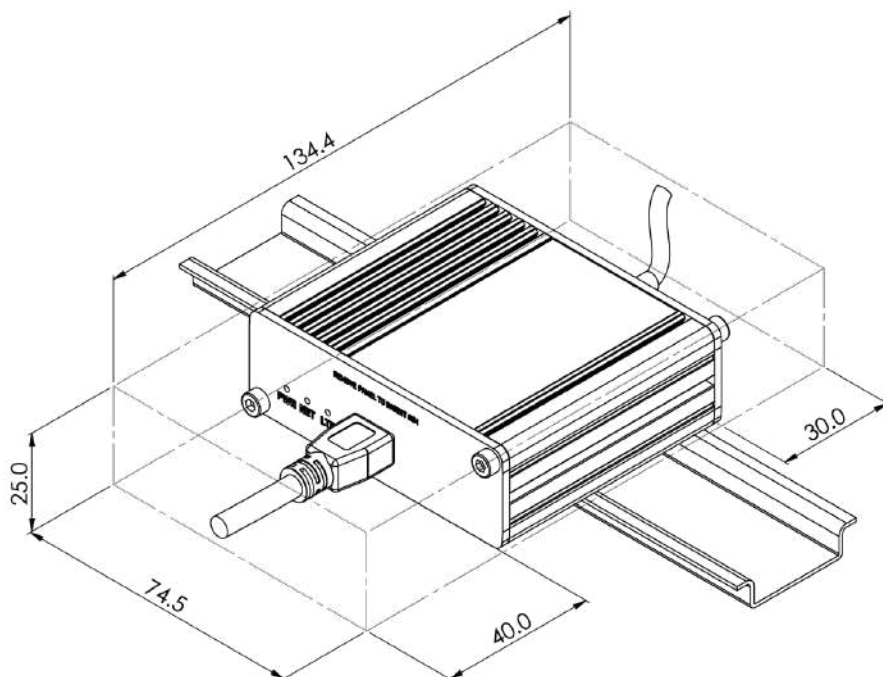
FRONT VIEW

The figure below depicts the measurements of device and its components as seen from the front panel side:



MOUNTING SPACE REQUIREMENTS

The figure below depicts an approximation of the device's dimensions when cables and antennas are attached:



DIN RAIL

The scheme below depicts protrusion measurements of an attached DIN Rail:

