



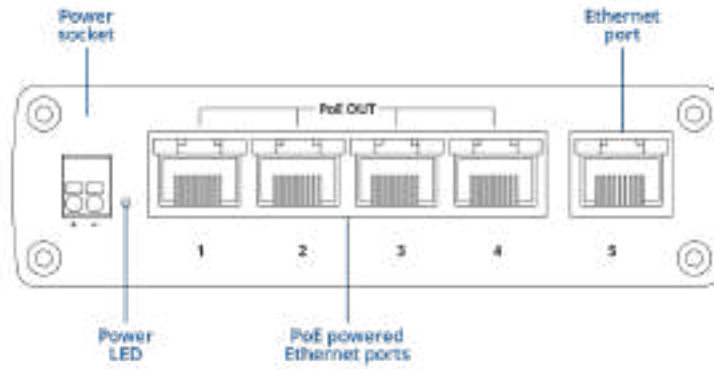
# TSW101

v1.2

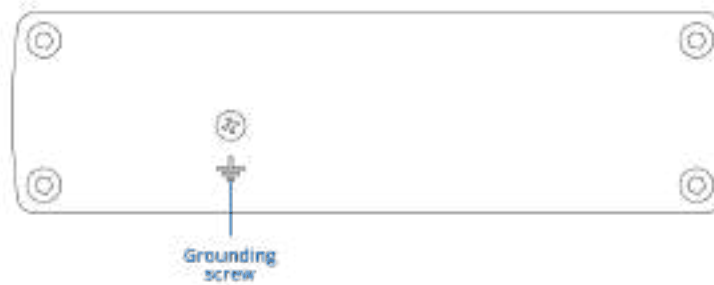


## HARDWARE

### FRONT VIEW



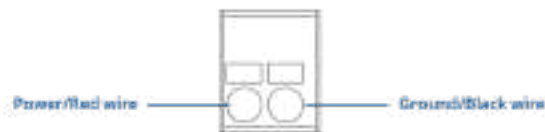
### BACK VIEW



### RJ45 LED MEANING



### POWER SOCKET PINOUT



## FEATURES

### Ethernet

<b>ETH</b>	5 x ETH ports, 10/100/1000 Mbps, supports auto MDI/MDIX crossover
<b>IEEE 802.3 series standards</b>	802.3i, 802.3u, 802.3ab, 802.3x, 802.3az

### INDUSTRIAL PROTOCOLS

<b>Profinet</b>	Profinet Class A conformance (available with optional order code)
-----------------	---

### POE OUT

<b>PoE ports</b>	Port 1-4
<b>PoE standards</b>	802.3af and 802.3at Alternative A
<b>PoE Max Power per Port (at PSE)</b>	30 W
<b>Total PoE Power Budget (at PSE)</b>	60 W
<b>Maximum Ethernet cable length</b>	100 m

### Performance Specifications

<b>Bandwidth (Non-blocking)</b>	10 Gbps
<b>Packer buffer</b>	128 KB
<b>MAC address table size</b>	2K entries
<b>Jumbo frame support</b>	9216 bytes

### Power

<b>Connector</b>	2-pin industrial DC power socket
<b>Input voltage range</b>	9 – 30 VDC
<b>PoE-out input voltage range</b>	9 – 30 VDC
<b>Power consumption</b>	Idle: 0.64 W / Max: 2.31 W / PoE Max: 62.3 W
<b>PSU</b>	12 V or 24 V car battery-powered. No additional PSU is required.

**Physical Interfaces**

<b>Ethernet</b>	5 x RJ45 ports, 10/100/1000 Mbps
<b>Status LEDs</b>	1 x Power LED, 10 x ETH status LEDs
<b>Power</b>	1 x 2-pin industrial DC power socket
<b>Other</b>	1 x Grounding screw

**Physical Specification**

<b>Casing material</b>	Aluminium housing
<b>Dimensions (W x H x D)</b>	115 x 32 x 95 mm
<b>Weight</b>	384 g
<b>Mounting options</b>	DIN rail, wall mount, flat surface (all require additional kit)

**Operating Environment**

<b>Operating temperature</b>	-40 °C to 75 °C
<b>Operating humidity</b>	5% to 95% non-condensing
<b>Ingress Protection Rating</b>	IP30

**Regulatory & Type Approvals**

<b>Regulatory</b>	CE, REACH, RoHS, WEEE TSW101 CE TSW101 UKCA TSW101 FCC TSW101 IC TSW101 CB TSW101 RCM E-Mark
-------------------	---

**EMC Emissions & Immunity**

<b>Standards</b>	EN 55032:2015 + A11:2020 + A1:2020 EN 55035:2017 + A11:2020
<b>ESD</b>	EN 61000-4-2:2009
<b>Radiated Immunity</b>	EN IEC 61000-4-3:2020
<b>EFT</b>	EN 61000-4-4:2012
<b>Surge immunity (AC Power Line)</b>	EN 61000-4-5:2014 + A1:2017
<b>CS</b>	EN 61000-4-6:2014

**Safety**

---

**Standards****CE:** EN IEC 62368-1:2020 + A11:2020, EN IEC 62311:2020, EN 50665:2017**RCM:** AS/NZS 62368.1:2022**CB:** IEC 62368-1:2018

---

## ORDERING

### STANDARD PACKAGE\*



- TSW101
- QSG (Quick Start Guide)
- Packaging box

\*Standard package contents may differ based on standard order codes.

For more information on all available packaging options – please [contact us](#) directly.

### CLASSIFICATION CODES

**HS Code:** 851762

**HTS:** 8517.62.00

### AVAILABLE VERSIONS

TSW101 *****0	N/A	TSW101000000 / Standard package TSW101000020 / Mass packing code
TSW101 *****1	N/A	TSW101000001 / Standard package without PSU

**Profinet Class A conformance**

## TSW101 SPATIAL MEASUREMENTS

### PHYSICAL SPECIFICATION

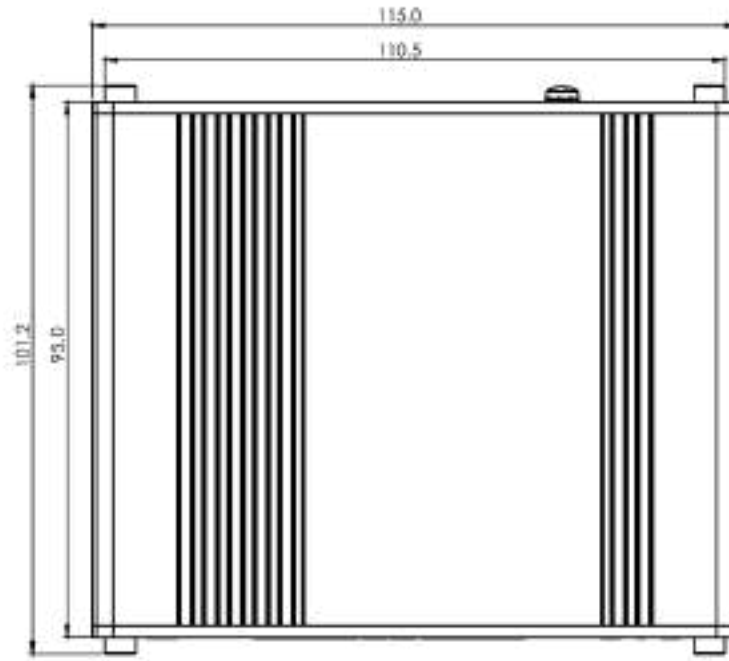
**Device housing\*:** 115 x 32.2 x 95 mm

**Box:** 175 x 35 x 150 mm

\*Housing measurements are presented without antenna connectors and screws; for measurements of other device elements look to the sections below.


**TOP VIEW**

The figure below depicts the measurements of device and its components as seen from the top:



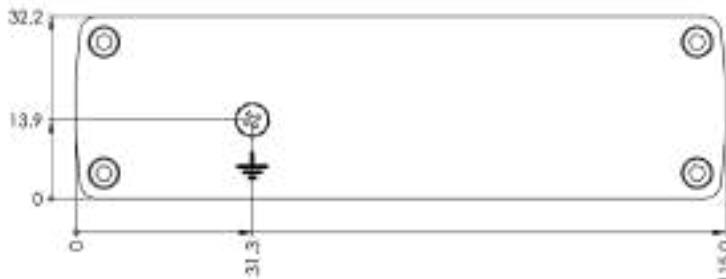
**RIGHT VIEW**

The figure below depicts the measurements of device and its components as seen from the right:



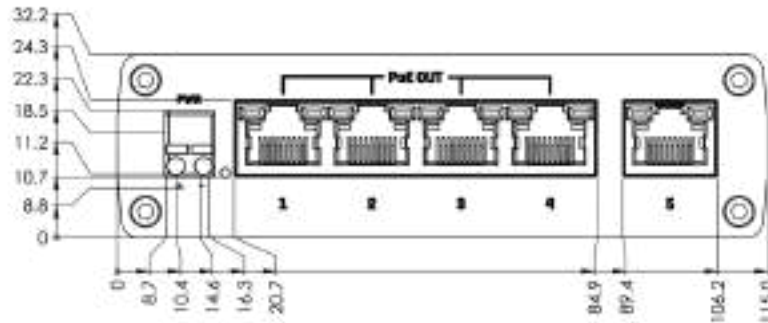
**REAR VIEW**

The figure below depicts the measurements of device and its components as seen from the back panel side:



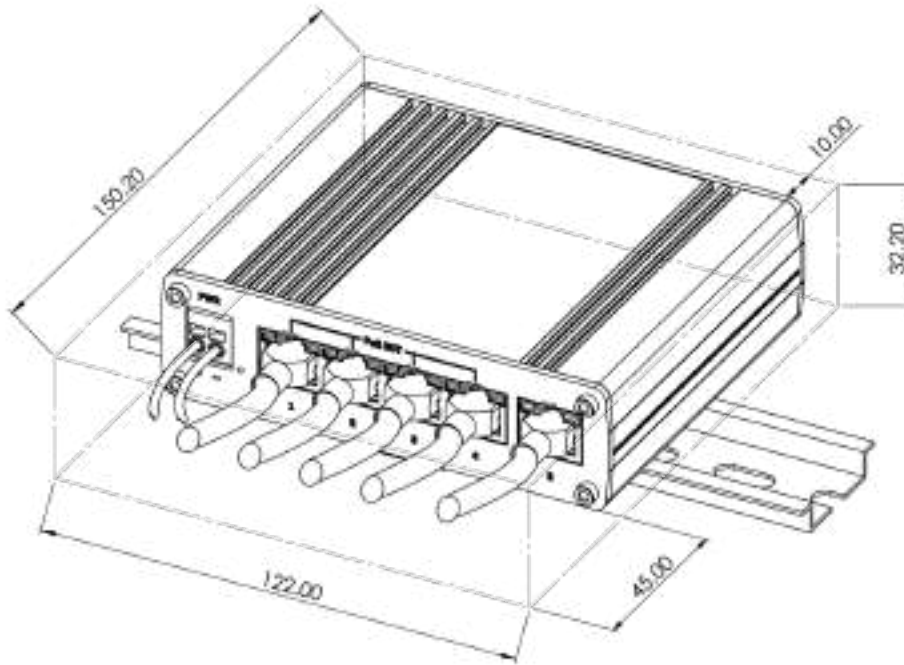
**FRONT VIEW**

The figure below depicts the measurements of device and its components as seen from the front panel side:



**MOUNTING SPACE REQUIREMENTS**

The figure below depicts an approximation of the device's dimensions when cables and antennas are attached:





**DIN RAIL**

The scheme below depicts protrusion measurements of an attached DIN Rail:

