



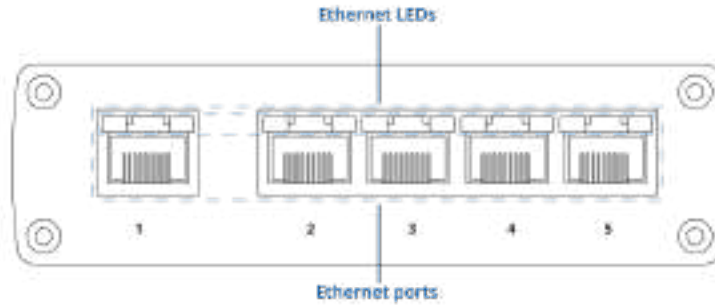
# TSW110

v1.0



## HARDWARE

### FRONT VIEW



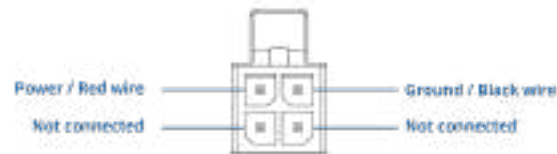
### BACK VIEW



### RJ45 LED MEANING



### POWER SOCKET PINOUT



## FEATURES

### Ethernet

<b>ETH</b>	5 x ETH ports, 10/100/1000 Mbps, supports auto MDI/MDIX crossover
<b>IEEE 802.3 series standards</b>	802.3i, 802.3u, 802.3ab, 802.3x, 802.3az

### INDUSTRIAL PROTOCOLS

<b>Profinet</b>	Profinet Class A conformance (available with optional order code)
-----------------	---

### Performance Specifications

<b>Bandwidth (Non-blocking)</b>	10 Gbps
<b>Packer buffer</b>	128 KB
<b>MAC address table size</b>	2K entries
<b>Jumbo frame support</b>	9216 bytes

### Power

<b>Connector</b>	4-pin industrial DC power socket
<b>Input voltage range</b>	9 – 30 VDC
<b>PoE (passive)</b>	Possibility to power up through ETH1 ports, not compatible with IEEE802.3af, 802.3at and 802.3bt standards, Mode B, 9 - 30 VDC
<b>Power consumption</b>	< 0.4 W/ < 1.8 W

### Physical Interfaces

<b>Ethernet</b>	5 x RJ45 ports, 10/100/1000 Mbps
<b>Status LEDs</b>	1 x Power LED, 10 x ETH status LEDs
<b>Power</b>	1 x 4-pin power connector
<b>Other</b>	1 x Grounding screw

### Physical Specification

<b>Casing material</b>	Full aluminum housing
<b>Dimensions (W x H x D)</b>	100 x 30 x 85 mm
<b>Weight</b>	227 g
<b>Mounting options</b>	DIN rail, wall mount, flat surface (all require additional kit)

### Operating Environment

---

<b>Operating temperature</b>	-40 °C to 75 °C
<b>Operating humidity</b>	5% to 95% non-condensing
<b>Ingress Protection Rating</b>	IP30

### Regulatory & Type Approvals

---

<b>Regulatory</b>	CE, UKCA, EAC, UCRF, ANRT, CITC, Kenya, FCC, IC, NOM, RCM, BSMI, CB
-------------------	---

### EMC Emissions & Immunity

---

<b>Standards</b>	EN 55032:2015 + A11:2020 EN 61000-3-3:2013 + A1:2019 EN IEC 61000-3-2:2019 EN 55035:2017
<b>ESD</b>	EN 61000-4-2:2009
<b>Radiated Immunity</b>	EN IEC 61000-4-3:2006 + A1:2008 + A2:2010
<b>EFT</b>	EN 61000-4-4:2012
<b>Surge Immunity (AC Mains Power Port)</b>	EN 61000-4-5:2014 + A1:2017
<b>CS</b>	EN 61000-4-6:2014
<b>DIP</b>	EN 61000-4-11:2004 + A1:2017

### Safety

---

<b>Standards</b>	IEC 62368-1:2018 EN IEC 62368-1:2020+A11:2020
------------------	--

**ORDERING**

**STANDARD PACKAGE\***



- TSW110
- [9 W PSU](#)
- QSG (Quick Start Guide)
- Packaging box

\*Standard package contents may differ based on standard order codes.

For more information on all available packaging options – please [contact us](#) directly.

**CLASSIFICATION CODES**

**HS Code:** 851762

**HTS:** 8517.62.00

**AVAILABLE VERSIONS**

TSW110 *****0	N/A	TSW110000000 / Standard package with EU PSU TSW110000010 / Standard package with US PSU TSW110000030 / Standard package with UK PSU TSW110000020 / Standard package with AU PSU TSW110000090 / Standard package with Universal PSU TSW110000060 / Mass packing code
TSW110 *****1	N/A	TSW110000001 / Standard package with EU PSU
<b>Profinet Class A conformance</b>		

**TSW110 SPATIAL MEASUREMENTS**

**PHYSICAL SPECIFICATION**

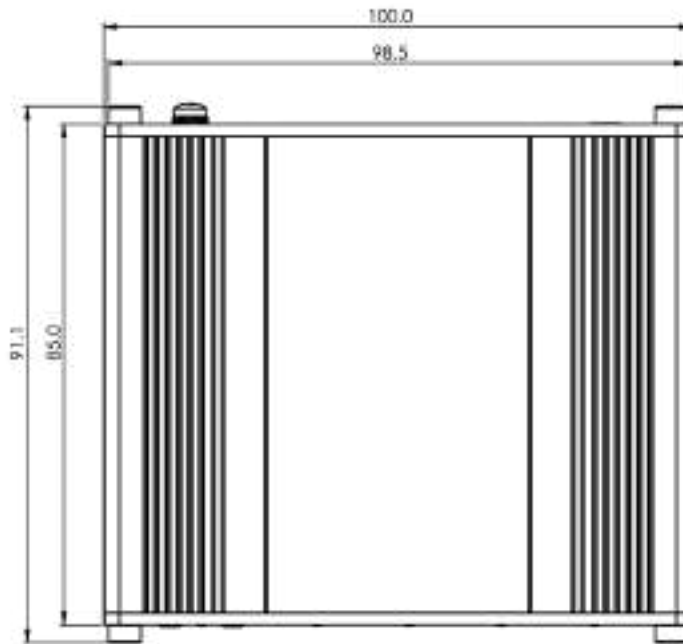
**Device housing\*:** 100 x 30 x 85 mm

**Box:** 173 x 71 x 148 mm

\*Housing measurements are presented without antenna connectors and screws; for measurements of other device elements look to the sections below.


**TOP VIEW**

The figure below depicts the measurements of TSW110 and its components as seen from the top:



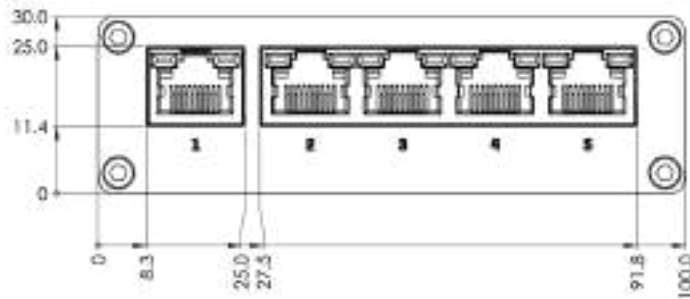
**RIGHT VIEW**

The figure below depicts the measurements of TSW110 and its components as seen from the right side:



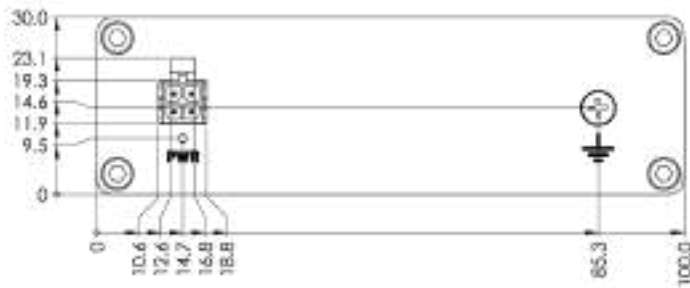
**FRONT VIEW**

The figure below depicts the measurements of TSW110 and its components as seen from the front panel side:



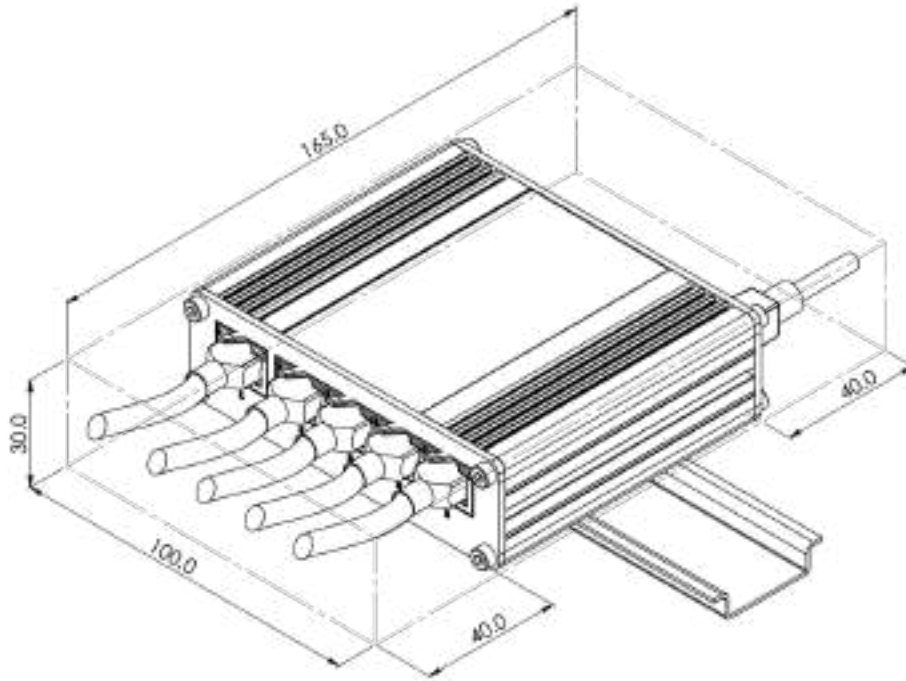
**REAR VIEW**

The figure below depicts the measurements of TSW110 and its components as seen from the back panel side:



**MOUNTING SPACE REQUIREMENTS**

The figure below depicts an approximation of the device's dimensions when cables and antennas are attached:

**DIN RAIL**

The scheme below depicts protrusion measurements of an attached DIN Rail:

