

Overview

The product of this series is 16-Port/24-Port 10/100Mbps PoE+ 2-Port Gigabit RJ-45(1-Port SFP Combo) Ethernet Switch.

This series switches provide 16/24 100M Ethernet RJ-45 downlink ports, 2 Gigabit Ethernet RJ-45 uplink ports and 1 Gigabit combo SFP uplink port. All RJ-45 downlink ports support Power-over-Ethernet (PoE+) and deliver up to 30W power per port. The PoE function can be easily managed via a WEB GUI ([http/https](http://https)).

The switch supports 3 working modes through DIP switch: Default, VLAN and CCTV. Under VLAN and CCTV mode, it supports PoE watchdog features, which can detect and restart the camera automatically if it's frozen. It can be widely used in video security monitoring systems, network projects, etc.

This series contains two types:

- UTP3218TS-PSB: 16-Port 10/100Mbps PoE+ 2-Port Gigabit RJ-45(1-Port SFP Combo) Ethernet Switch
- UTP3226TS-PSB: 24-Port 10/100Mbps PoE+ 2-Port Gigabit RJ-45(1-Port SFP Combo) Ethernet Switch

Features and Highlights

Abundant Interfaces

- 16/24*10/100Base-TX PoE RJ-45 ports
- 2*10/100/1000Base-T RJ-45 ports
- 1*1000 Base-X combo SFP port
- 1*PoE management port

Power over Ethernet (PoE+)

- Power up to 16/24 devices that comply with IEEE 802.3af/at standards
- Each PoE port supports a maximum power of 30W
- Circuit protection to prevent the power from interfering with the port
- Long-distance power supply, up to 250 meters
- Support PoE watchdog under VLAN and CCTV mode

PoE management

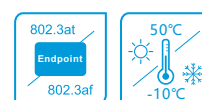
- Support Total Power Consumption Control;
- Support PoE ON/OFF;
- Support Single Port 30W max. Power Change and Port Output Priority;

Support 3 Working Modes through DIP switch

- Default: all ports are free to communicate, transmission distance: 0~100m.
- VLAN: downlink ports are isolated from each other, but can communicate with uplink ports. Transmission distance: 0~100m. This mode supports PoE watchdog.
- CCTV: the transmission distance is extended up to 250m, but the rate is limited to 10Mbps. This mode supports PoE watchdog.

High Performance Design

- 6kV surge immunity
- 6kV contact discharge, 8kV air discharge ESD protection
- Metal shell design
- Rack/Desktop/wall mounted installation



UTP3218TS-PSB



UTP3226TS-PSB

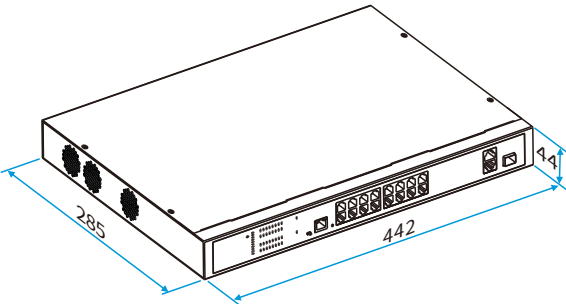
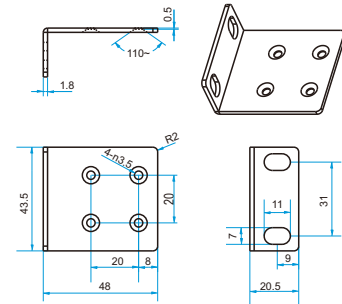
Specifications

Items	UTP3218TS-PSB	UTP3226TS-PSB
Hardware Specifications		
Downlink Ports	16*10/100 Base-TX PoE RJ-45 (Auto-MDI/MDI-X)	24*10/100 Base-TX PoE RJ-45(Auto-MDI/MDI-X)
Uplink Ports	2*10/100/1000 Base-T RJ-45, 1*1000 Base-X SFP (combo)	
PoE management port	1* RJ-45	
Led Indicators	1*PWR Indicator 16*Downlink Port Link Indicators 16*Downlink Port PoE Indicators 2*Uplink Port Link Indicators 1*CCTV Mode Indicator 10*PoE Status Indicators	1*PWR Indicator 24*Downlink Port Link Indicators 24*Downlink Port PoE Indicators 2*Uplink Port Link Indicators 1*CCTV Mode Indicator 10*PoE Status Indicators
Cable	Cat5 or better	
Dimensions (W*D*H)	442mm*285mm*44mm	
Net Weight	3.8kg	4.1kg
Input Voltage	100~240V AC	
Power Consumption	≤300W (Full load including PoE)	≤420W (Full load including PoE)
Installation	Rack/desktop/wall mounted	
Material	Metal shell	
Switch Property		
Forwarding Modes	Store and Forward	
Switching Capacity	7.2Gbps / non-blocking	8.8Gbps / non-blocking
Packet Forwarding Rate	5.4Mpps	6.5Mpps
MAC Table	4k	
Packet Buffer	2.75Mbit	
PoE		
PoE Power Supply Type	End-Span	
PoE Standard	IEEE 802.3af/at (PSE)	
PoE Pin Assignment	1/2(+), 3/6(-)	
PoE Power Output	46~55V DC	
PoE Budget	30W max for each port, 270W max	30W max for each port, 390W max
Standard Conformance		
Standards Compliance	IEEE 802.3 Ethernet IEEE 802.3u Fast Ethernet IEEE 802.3ab Gigabit Ethernet IEEE 802.3x Flow Control IEEE 802.3af Power Over Ethernet IEEE 802.3at Power Over Ethernet	
EMC		
EMC	FCC 47 CFR Part 15 Class A EN55032 Class A IEC61000-4-2, Level 3: Contact Discharge: ±6kV, Air Discharge: ±8kV IEC61000-4-3, Level 2: 3V/m IEC61000-4-4, Level 2: 1kV IEC61000-4-5, line to earth: 6kV IEC61000-4-6, Level 2 (0.15MHz~80MHz)	
LVD		
LVD	EN 62368-1:2014 EN 62328-A11:2017	
Environments		
Operating	Temperature: -10°C~50°C Relative Humidity: 5%~95% (Non-condensation)	
Storage	Temperature: -40°C~75°C Relative Humidity: 5%~95% (Non-condensation)	
Certifications		
Certifications	CE, FCC	
Software Specifications		
PoE Management	PoE Setting Total Power Status PoE Status and Control	

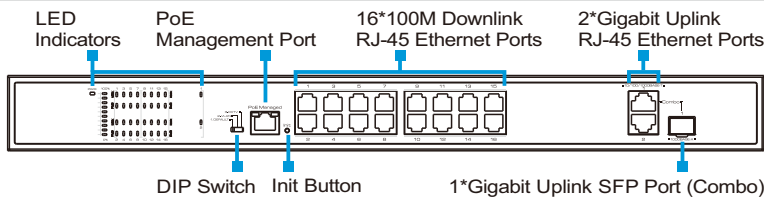
Appearances and Dimensions

UTP3218TS-PSB

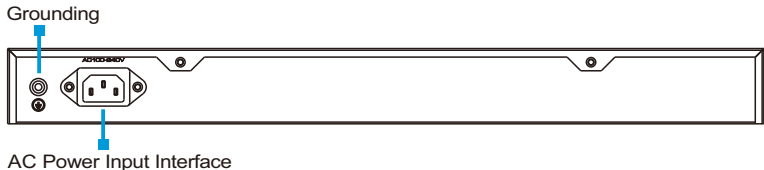
Dimensions (mm)

Front Panel

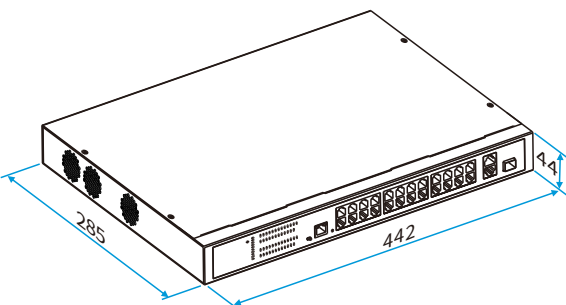
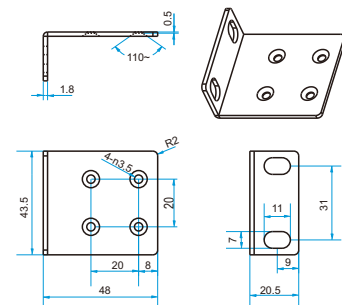


Rear Panel

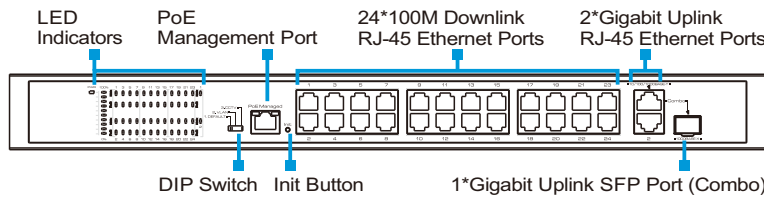


UTP3226TS-PSB

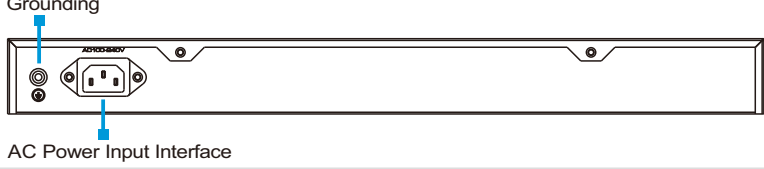
Dimensions (mm)

Front Panel



Rear Panel



Packing List

Welcome to order our products. After purchasing, you will receive:

Items	Quantity
Switch	1 pc
AC Power Cable	1 pc
Mounting Accessory	1 set
Quick Installation Guide	1 pc

More Information

For more information, please visit:

www.utepo.net

SHENZHEN UTEPO TECH LTD.

Head quarter: 5F, Building B, Tiange Science and Technology Park, NO.2, Luozu Industrial Avenue, Shi'yan Street, Bao'an District, Shenzhen, Guangdong, China

Tel: +86-755-83898016-863 or +86-1501-2669-765 (Sales)

Email: info@utepo.net (Sales), support@utepo.net (Technical support)

©2021 SHENZHEN UTEPO TECH LTD. All Rights Reserved.

Version,V1.1, updated 2022.3.8.

The information in this document is subject to change without notice.

Every effort has been made in the preparation of this document to ensure accuracy of the contents, but all statements, information, and recommendations in this document do not constitute a warranty of any kind, express or implied.