

Table 1 (Tone selection)

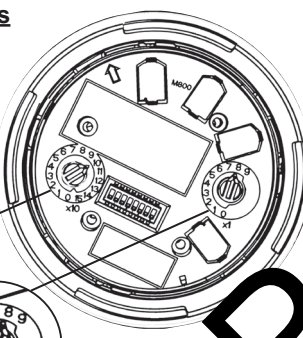
DIP setting	No	Pattern	Nominal Frequency	Max consumption (mA, RMS)	Switching Frequency	Description	Market	Standard	2nd Stage Tone	Typical Sound Output (dB)		
Paramètre DIP		Type	Fréquence nominale	Consommation max. (mA, RMS)	Fréquence de commutation	Description	Marché	Standard	Tonalité de 2ème niveau	Sortie sonore type (dB)		
Impostazione DIP		Schema	Nennfrequenz	Maximalverbrauch (mA, RMS)	Frequenzwechsel	Beschreibung	Markt	Standard	Tono di seconda fase	Tipische Tonausgabe (dB)		
Configuración DIP		Patrón	Frecuencia nominal	Consumo medio (mA, RMS)	Frecuencia de conmutación	Descrizione	Mercato	Norma	Tono de 2ª fase	Uscita audio típica (dB)		
			Volume - HIGH (24V/15V)	Volume - NORM (24V/15V)					Volume - HIGH	Volume - NORM		
0,0,0,0	1	Alternating	525/440	9 / 15.4	4.7 / 8.1	2Hz (100ms/400ms)	French Fire Sound AFNOR	France	NFS 32-001	7	99	98
1,0,0,0	2	Alternating	800/922	8.5 / 14.7	4.9 / 8.5	1Hz		UK	BS5839 Pt1	8	98	95
0,1,0,0	3	Alternating	800/922	8.4 / 14.7	4.9 / 8.4	2Hz	Alternating tone telecoms	UK	BS5839 Pt1, FP1063.1	8	97	94
1,1,0,0	4	Alternating	2400/2900	9.9 / 17.7	5.8 / 10.3	3Hz	Alternating High Frequency			10	99	95
0,0,1,0	5	Alternating	2500/3100	10.2 / 18.3	4.3 / 7.5	2Hz	Security Alarm			10	98	90
1,0,1,0	6	Alternating	988/645	10 / 17.8	6 / 10.5	2Hz				8	100	97
0,1,1,0	7	Continuous	630	8.6 / 15	3.1 / 5.3		All clear	Sweden		1	98	94
1,1,1,0	8	Continuous	922	9.1 / 15.3	4.8 / 8.3				BS 5839 Pt 1	2	96	93
0,0,0,1	9	Continuous	1200	9.3 / 16.3	4.6 / 7.6					2	92	90
1,0,0,1	10	Continuous	2810	9 / 15	5 / 8.9		HF Continuous			4	97	93
0,1,0,1	11	Sweep	150-1000	9.7 / 17.2	7 / 12.6	Rising from 150Hz to 1000Hz in 10 seconds, then 40 seconds at 1000Hz, then falling from 1000Hz to 150Hz in 10 seconds, then 20 seconds at 150Hz, then repeating. Total period 80 seconds.	"Gasalarm" Tone			22	100	98
1,1,0,1	12	Intermittent	420	8.8 / 15.4	5.1 / 8.6	0.625s on, 0.625 sec off	AS2220 alert tone	NZ, Aus	AS2220	13	100	98
0,0,1,1	13	Sweep	500-1200	9 / 15.7	4.9 / 8.6	0.25 sec off, 3.75 sec on	AS2220 evacuate tone	NZ, Aus	AS2220	12	101	99
1,0,1,1	14	Intermittent	630	8.4 / 14.7	3.1 / 5.3	3.33Hz 150ms on, 150ms off	Swedish alarm tone	Sweden		7	97	93
0,1,1,1	15	Intermittent	922	8.9 / 15.4	4.8 / 8.5	0.8Hz 0.25s on, 1s off	Intermittent Tone	UK	BS 5839 Pt 1	8	95	91
1,1,1,1	16	Intermittent	922	8.9 / 15.5	4.8 / 8.5	0.5Hz 1s on, 1s off	Back up alarm LF & BS5839 Pt 1	UK	BS5839 Pt 1	8	96	90
0,0,0,1	17	Intermittent	2810	9.2 / 16.3	5.2 / 9.3	1Hz	Back up alarm HF & BS5839 Pt 1 2nd tone	UK	BS5839 Pt 1	10	98	95
1,0,0,1	18	Intermittent	922	8.9 / 15.3	4.8 / 8.5	1Hz 500ms on, 500ms off	LF BS5839 Pt 1	UK	BS5839 Pt 1	8	95	92
0,1,0,1	19	Intermittent	950	10 / 17.8	5.5 / 9.8	0.22Hz (0.5s on, 0.5s off) rptx3, 1.5s off		Australia	ISO8201	12	99	96
1,1,0,1	20	Continuous	800	7.9 / 13.8	3.1 / 5.3				BS 5839 Pt 1	22	98	94
0,0,1,1	21	Sweep	400-1200	8.8 / 15.8	4.7 / 8.2	(0.5s on, 0.5s off)*3, 1.5s off	Temporal 3 Evacuation tone	Australia	ISO8201 Temporal 3	12	99	96
1,0,1,1	22	Sweep	1200 - 500	8.5 / 14.8	4.7 / 8.1	0.99Hz 1s on, 0.01s off	Evacuate, DIN tone & PFEER	Germany	DIN, PFEER	20	100	98
0,1,1,1	23	Sweep	2400 - 2850	7.4 / 13.1	3.5 / 6	7Hz	Fast sweep VdS	Germany	VdS	10	96	90
1,1,1,1	24	Sweep	500 - 1200	8.8 / 17.1	4.9 / 9.6	(0.5s off, 3.5s on)	Slow whoop evacuate Netherlands	Netherlands	NEN 2575	8	98	96
0,0,1,1	25	Sweep	800 - 970	8.1 / 14.1	5.3 / 9.6	50Hz	LF Buzz BS5839 Pt 1	UK	BS5839 Pt 1	8	100	98
1,0,0,1	26	Sweep	800 - 970	7.6 / 13.2	3.3 / 5.6	7Hz	Fast sweep LF BS5839 Pt 1	UK	BS5839 Pt 1	8	100	95
0,1,0,1	27	Sweep	800 - 970	8.3 / 14.2	3.5 / 6	1Hz	Medium sweep LF BS5839 Pt 1, VdS	UK, Germany	BS5839 Pt 1 VdS	8	101	97
1,1,0,1	28	Sweep	2400 - 2850	6.5 / 11.5	3.3 / 5.7	50Hz	High frequency 7Hz			10	96	90
0,0,1,1	29	Sweep	500 - 1000	8.9 / 15.6	3.6 / 5.8	7Hz	Fast whoop			8	100	96
1,0,1,1	30	Sweep	500 - 1200 - 500	9.5 / 16.5	4.7 / 8.4	0.166Hz rise 1s, stable 4s, fall 1s	Stair style tone			8	99	97
0,1,1,1	31	Sweep	800 - 1000	10 / 17.6	5.8 / 10.3	2Hz				8	101	99
1,1,1,1	32	Sweep	2400 - 2850	8.6 / 15.8	3.8 / 6.6	1Hz				10	97	91

Address settings

Switch 1
Contact 1
Schalter 1
Interruttore 1
Interruptor 1



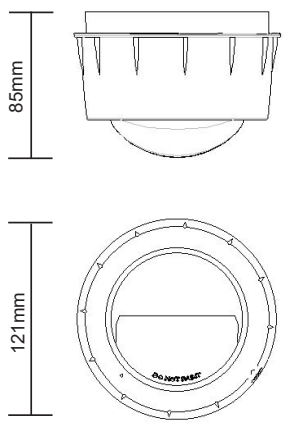
Switch 2
Contact 2
Schalter 2
Interruttore 2
Interruptor 2



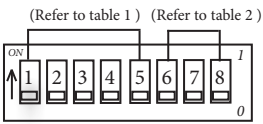
Address 108 = 10 8
Adresse 108 = 10 8
Adresse 108 = 10 8
Indirizzo 108 = 10 8
Dirección 108 = 10 8

(ENG)To set one of the 159 available addresses for the device use the two rotaty switches located either side of the dip switch unit. The 'tens' digits goes from 0 to 9 and the 'units' from 0 to 9. *100 - 159 Only available with advanced protocol.
(FRE)Pour régler l'un des 159 adresses disponibles pour le dispositif, utilisez les deux commutateurs rotatifs situés sur l'un des côtés de l'unité de commutateurs DIP. Les chiffres des dizaines vont de 0 à 15 et ceux des unités de 0 à 9. *100 à 159 Uniquement disponible avec le protocole avancé.
(GER)Verwenden Sie die beiden Drehschalter zu beiden Seiten der DIP-Schaltereinheit, um eine der 159 verfügbaren Adressen für das Gerät einzustellen. Die „Zehner“-Ziffern reichen von 0 bis 15 und die „Einer“ von 0 bis 9. *100–159 stehen nur mit erweiterter Protokoll zur Verfügung.
(ITA)Per impostare uno dei 159 indirizzi disponibili per il dispositivo utilizzare i due selettori rotanti posizionati su entrambi i lati dell'unità DIP switch. Le cifre delle decine vanno da 0 a 15 e quelle delle unità da 0 a 9. *100 - 159 Disponibili solo con il protocollo avanzato.
(SPA)Para definir una de las 159 direcciones disponibles en el dispositivo, utilice los dos selectores giratorios situados a ambos lados del cuadro de conmutadores de selección. Los dígitos decimales van del 0 al 15 y las unidades del 0 al 9. * 100-159 Solo disponible con el protocolo avanzado.

Dimensions



Volume, coverage and frequency settings



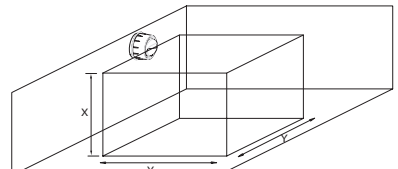
DIP setting 0=Off/1=On. Paramètre DIP 0=Désactivé/1=Activé
 DIP-Schaltereinstellung 0=Aus/1=Ein.
 Impostazione DIP 0=Off/1=On
 Configuración DIP 0=Desactivado/1=Activado

Table 2

	ON	OFF
SW6	LOW VOLUME	HIGH VOLUME
SW7	0.5Hz Red (W-2.4-9/W-3.8-9) White (W-2.4-9/W-4-10)	0.5Hz Red (W-2.4-10/W-4.8-11) White (W-2.4-11/W-5-11)
SW8	1Hz (O-2.4-3)	0.5Hz (EN54-23 W Class)

Coverage data

EN 54-23	Led	V	X (Max)	Y (Max)	V (m ³)
W-4.8-11 W-2.4-10	RED	15-29V	4.8m 2.4m	11m 10m	580 240
W-3.8-9 W-2.4-9	RED	15-29V	3.8m 2.4m	9m 9m	307 194
O-2.4-3	RED	15-29V	2.4	3m	21.6
W-5-11 W-2.4-11	WHITE	15-29V	5m 2.4m	11m 11m	605 290
W-4-10 W-2.4-9	WHITE	15-29V	4m 2.4m	10m 9m	400 194
O-2.4-3	WHITE	15-29V	2.4	3m	21.6



For the 'O' class detailed coverage data, in accordance with EN54-23, please request the following doc.: S00-????-??



Morley IAS by Honeywell,
 Pittway Tecnologica Srl, Via Caboto 19/3, 34147 Trieste, Italy

DOP050

EN 54-3:2001 +A1: 2002 + A2:2006
 Fire detection and fire alarm systems - Sounders

EN54-23:2010
 Fire detection and fire alarm systems - Visual Alarm Devices

EN 54-17:2005
 Fire detection and fire alarm systems - Short-circuit isolators.
 W*A-C-I05

Sounder Output data, in accordance with EN54-3, is available on Document Ref: S00-7005